

## Symbols and Decals



### WARNING!

XXXX XXX XXXX XX XXXX X XXXX.

Used in this publication to notify the reader of a risk of personal injury, particularly if the reader DOES NOT follow the instructions given in the manual.

### IMPORTANT INFORMATION

XXXX XXX XXXX XX XXXX X XXXX.

Used in this publication to notify the reader of a risk of material damage, particularly if the reader DOES NOT follow the instructions given in the manual.

Used also when there is a potential for misuse or misassembly.

## Safety Decals and Machine Mounted Instructions

### WARNING!



Read the manual.

Wear safety glasses, hearing protection and other required safety equipment.

Be careful of discharged objects. When the mower is in operation, keep persons and animals away.

Be careful when you operate the mower on slopes. To prevent slips or falls, only mow when the grass is dry.

Your hands or feet can be injured from contact with the blades. To prevent injury, disconnect the spark plug wire before you service the mower.

Stay away from hot surfaces and moving parts. Never operate equipment that is not in correct order or without decals, guards, shields, deflectors or other protective devices fastened.

### DANGER

Keep hands and feet away. Injury or death can occur from contact with the blade or from the objects discharged from the mower.



## Safety

### General Use

The object of this manual is to help you use your BlueBird machine safely and to provide information about how to maintain the machine. Please read the manual carefully before attempting to use the machine.

If after reading the operator's manual you are still unsure about the safety risks associated with use of the machine, you should not use the machine. Please contact your dealer for more information.

These safety instructions only address the basics for safe use. It would be impossible in the safety instructions to describe all possible risk situations that could arise when using the machine. You can however, prevent accidents by always using common sense.

To obtain extra copies of the operator's manual, please contact your dealer.



### WARNING!

Under no circumstances may the original design of the machine be modified without written approval from the manufacturer. Such modifications not only affect the performance and durability of the machine but may even pose a safety risk for users and those in the vicinity. Unauthorized modifications to the design of the machine may absolve the manufacturer from liability for any resulting personal injury or property damage. Modifying the machine without written approval from the manufacturer may void the guarantee.

### IMPORTANT INFORMATION

Do not use the machine until you have read the operator's manual carefully and understand the instructions given.

All maintenance work or adjustments not described in this manual must be performed by an authorized BlueBird service workshop.



### WARNING!

Engine exhaust, some of its constituents and certain vehicle components contain or emit chemicals considered by the State of California to cause cancer, birth defects or other reproductive harm. The engine emits carbon monoxide, which is a colorless, poisonous gas. Do not use the machine in enclosed spaces.

- Read this manual carefully and make sure you understand it before using the machine or performing any maintenance. If the user cannot read this manual, it is the responsibility of the machine owner to explain the contents to the user.
- Follow all safety instructions. Failure to do so may result in injury to yourself or others.
- Accident prevention regulations, other general safety regulations, occupational safety rules and traffic regulations must be followed without fail.
- All users shall be trained in use of the machine. The owner is responsible for training users.
- Engage an authorized BlueBird workshop for all service and repairs not described in this manual.

## Safety

---

- BlueBird original spare parts are designed and specified to maintain high quality and correct fit for optimal durability and lifespan. From a safety point of view, you should only use BlueBird original spare parts.
- Check that all safety decals are in place. See the chapter Symbols and Decals.
- Learn how to use the machine and its controls safely and learn to recognize the safety decals.
- Check that the machine is in serviceable condition prior to use; see Maintenance Schedule in the Maintenance chapter.
- Only use the machine in daylight or in other well-lit conditions. Keep the machine a safe distance from holes or other irregularities in the ground. Pay attention to other possible risks.
- Only allow the machine to be used by adults who are familiar with its use and understand the instructions.
- Never allow persons not trained in the use of the machine to service it.
- Never allow children or persons not trained in the use of the machine to use it. Local laws may regulate the age of the user.
- People and animals can distract you causing you to lose control of the machine. For this reason, you should always concentrate and focus on the task at hand.
- Never leave the machine unsupervised with the engine running.
- Make sure that other people are nearby when you are using the machine so that you can call for help should an emergency arise.
- Remember that the operator or owner is responsible for accidents or hazards that occur to other persons or their property.
- The machine is tested and approved only with the equipment originally provided or recommended by the manufacturer.



### **WARNING!**

The engine can become very hot. To avoid being burned, you must turn off the engine and wait until all parts have cooled before touching the engine.



### **WARNING!**

Overexposure to vibration may lead to circulatory or nerve damage, particularly in people who have impaired circulation.

Contact your doctor if you experience symptoms that could have been caused by overexposure to vibration. Examples of common symptoms include numbness, pain, muscle weakness, change of skin color or an uncomfortable feeling of tingling. These symptoms appear most frequently in the fingers, hands or wrists.



# Safety

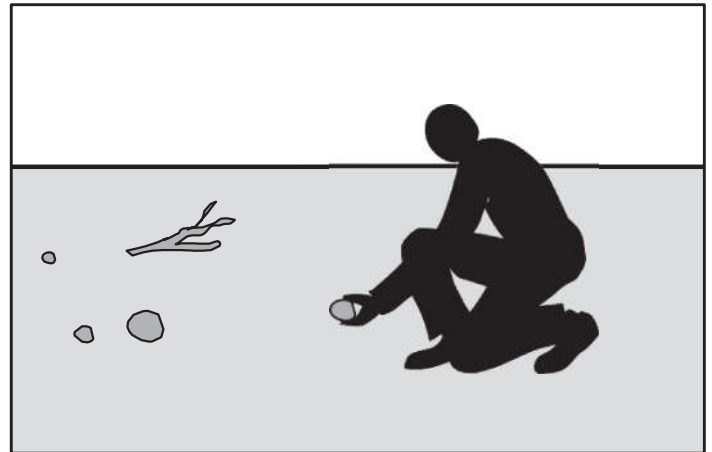
## Preparations

- Have first aid equipment at hand when using the machine.
- Check that nobody else is in the vicinity of the machine when you start the engine, engage the drive or run the machine.
- Do not operate the equipment with the OPC System disconnected or if the system does not operate correctly. Do not disconnect or prevent the operation of any switch.
- Keep animals and people a safe distance from the machine.
- Clear the area of objects such as stones, toys, steel wire, etc. that could become caught in moving machine parts and thrown out.
- Find and locate all fixed objects in the ground, such as sprinkler systems, poles, water valves, bases for washing lines, etc. Be certain to check for hidden electrical cables or similar in the surface of the lawn. Always run the machine around these objects. Never intentionally run the machine over foreign objects.
- Ensure that all guard plates and protective shields are in place and intact when using the machine. Ensure that all protective devices are in place when the machine is in use.
- Remove loose clothing or jewelry and secure long hair that can catch in moving machine parts.
- Wear protective shoes or boots. It is recommended that the footwear have anti-slip with steel toes. Never use the machine when barefoot.
- Wear approved ear-protection when running the machine. Ask your dealer about approved ear-protection.
- Observe all safety instructions; otherwise you may injure yourself or others around you.
- Make sure that the machine is in serviceable condition prior to use.
- Inspect the mower before you attempt to use it. Check the engine oil level. Fuel is flammable. Use caution when you add fuel to the mower.
- Stop the engine and wait until all machine movement comes to a standstill before service, adjustment or cleaning.
- Do not run the engine in poorly ventilated spaces.
- Avoid slopes that are too steep to use the machine safely.




## WARNING!

Always use approved protective clothing and approved protective equipment when using the machine. Protective clothing and protective equipment cannot eliminate the risk of accidents, but wearing proper clothing and the correct equipment will reduce the degree of injury should an accident occur. Ask your dealer about approved protective clothing and approved protective equipment recommended by BlueBird.



8011-198



8011-670-a

# Safety

## Operating

- Do not use the machine if you are tired, if you have consumed alcohol, or if you are taking other drugs or medication that can affect your vision, judgment or co-ordination.
- Never use the machine indoors or in spaces lacking proper ventilation.
- Do not use the machine on any surface other than grass.
- Make sure you have a proper foothold when using the machine, particularly when backing. Walk, don't run. Never work on wet grass. Poor traction may cause you to slip.
- Keep your hands and feet away from moving parts.
- Keep your hands and feet away from the cutting blades.
- Slow down and be especially careful on slopes. Make sure to run the machine in the recommended direction on slopes. Be careful when working close to sudden changes in level.
- To protect against loss of control:
  - Operate the mower across the face (horizontally), not up and down (vertically)
  - Do not start or stop suddenly on slopes
  - Decrease the speed when you operate the mower on slopes or you must turn. Use caution when you change direction. Turf condition can change the stability of the mower.
  - Use caution when you operate the mower near drop-offs, ditches or embankments
  - Be careful of holes in the terrain or undulated surfaces or any other hazards that are not visible.
- Smoking, open flames or sparks in the vicinity of the machine are strictly forbidden. Gasoline is extremely flammable and carelessness in handling can result in personal injury or fire.
- Stop and inspect the equipment if you run over or into anything. If necessary, make repairs before beginning again.
- Whatever happens, you should always park the machine on even ground, turn off the engine and wait until all moving parts have stopped before leaving the operating position behind the machine.
- Always operate at speeds that allow you to have complete control of the machine. Make sure of your footing keep a tight grip on the handle and walk. Never run when you operate the mower.
- Use caution when you go near corners, trees or other objects that can prevent a clear view.
- Before you move across or operate on the paths or roads, release the OPC handle and lift the mower. Look for traffic.
- Stop the engine when the mower is on any surface that is not grass.
- Do not release the cut grass in the direction of persons or allow persons near the mower while in operation.
- Do not operate the mower with damaged guards or without safety devices in position.
- Do not change the engine governor setting or over-speed the engine. Never change or tamper with adjusters that are closed with a seal for the engine speed control.
- Before you leave the mower for any reason, release the OPC handle to stop the engine and allow the mower to settle to the ground.
- When you hit an object or mower starts to cause the vibration that is not normal, inspect the mower for damage and make repairs.
- Do not use this equipment for uses that the mower was not made for.



## WARNING!

Engine exhaust, some of its constituents and certain vehicle components contain or emit chemicals considered to cause cancer, birth defects or other reproductive harm.

The engine emits carbon monoxide, which is a colorless, poisonous gas. Do not use the machine in enclosed spaces.



# Safety

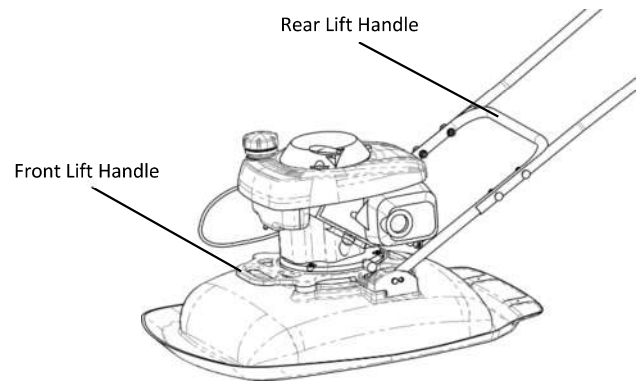
---

## Movement/Transport

Your machine is equipped with an integrated front lifting handle and rear crossbar handle. Use these lift points when loading or unloading your mower onto a trailer or cart.

When using a trailer, use straps, cables or ropes to fasten the mower to the trailer. Always check that you are in compliance with applicable traffic regulations before transporting the machine.

Be careful and use safe lifting and moving techniques when loading/unloading the machine.



## Storage

- Allow the engine to cool before storing the machine. Never store the machine near an open flame.
- Store the machine with the fuel valve closed.
- Store the machine and fuel in such a way that there is no risk that leaking fuel or fumes can come in contact with flames or sparks from electrical machines, electric engines, relays, switches, boilers or similar.
- Store the machine in a locked space away from children and adults untrained in use of the machine.

## Children

Serious accidents can occur if you fail to be on guard for children in the vicinity of the machine. Never assume that children will stay put where you last saw them.

- Keep children away from the machine.
- Keep children away from the work area and under close supervision by another adult.
- Keep an eye out and shut off the machine if children enter the work area.
- Never allow children to operate the machine.
- Be particularly careful near corners, bushes, trees or other objects that block your view.

# Safety

## Fuel System



### WARNING!

Gasoline and gasoline fumes are poisonous and extremely flammable. Be especially careful when handling gasoline, as carelessness can result in personal injury or fire.

- Only store fuel in containers approved for that purpose.
- Never remove the fuel cap and fill the fuel tank when the engine is running.
- Always stop the engine when refueling.
- Do not smoke when filling the gasoline tank and do not pour gasoline in the vicinity of sparks or open flame.
- Never fill the fuel tank indoors.
- Before starting the machine after refueling, it should be moved at least 10 feet (3 m) from the location where it was filled.
- Turn off the fuel supply for storage or transport.
- If leaks arise in the fuel system, the engine must not be started until the problem has been resolved.
- Check the fuel level before each use and leave space for the fuel to expand, because the heat from the engine and the sun can otherwise cause the fuel to expand and overflow.
- Avoid overfilling. If you spill gasoline on the machine, wipe up the spill and wait until it has evaporated before starting the engine. If you spill gasoline on your clothing, change your clothing.



### WARNING!

Wait until all moving parts are completely still before performing maintenance on the machine. Turn off the engine and remove the spark plug cable.

## Maintenance

- Never make adjustments with the engine running.
- Disengage the drive units, shut off the engine and wait until all moving parts come to a complete stop before making adjustments, performing maintenance or cleaning the machine.
- Disconnect the spark plug cable before beginning repair work.
- Keep all components in serviceable condition and make sure all nuts, bolts, etc. are tight. Replace worn or damaged decals.
- Be careful when checking work tools. Use gloves when performing maintenance work.
- Never allow persons not trained in the use of the machine to perform service on it.
- Always park the machine on even ground before performing maintenance or making adjustments.
- Do not disassemble the engine. This can invalidate the engine warranty. Contact the dealer with any questions regarding service or guarantee matters. Follow all maintenance instructions.
- Do not change the setting of governors and avoid running the engine with overly high RPM's. If you run the engine too fast, you risk damaging the machine components.
- Do not modify safety equipment. Check regularly to be sure it works properly. The machine must not be run with defective or disassembled safety equipment.
- The muffler is designed to maintain sound levels at an approved level and keep direct exhaust away from the user. Exhaust gases from the engine are extremely hot and may contain sparks that can cause fires or burn the user.
- Never use a machine with a defective muffler.
- Reduce the risk of fire by removing grass, leaves and other debris that may have caught in the machine.